


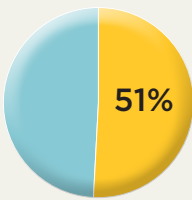
Federal Student Loan Debt Among LGBTQ People

Student Debt

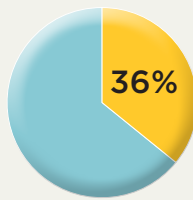
LGBTQ adults ages 18 to 40 are more likely to have federal student loans than non-LGBTQ adults.



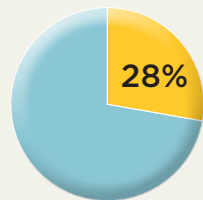
Percentage of LGBTQ adults ages 18 to 40 with federal loans



Transgender



LBQ cisgender female



GBQ cisgender male

Federal Debt

2.9 million

LGBTQ adults ages 18 to 40 have more than **\$93.2 billion** in federal student loans.



Total LGBTQ adults ages 18 to 40 in the U.S.

84%


of LGBTQ adults have up to **\$50,000** in federal student loans.



Total Debt

43%

of LGBTQ adults with federal student loans also have private and other student debt.



1/2 of them have

\$14,500+ in federal loans and

\$35,000+ in total student debt.

Reference: Conron, K.J., Luhur, W., O'Neill, K., & Santiago, M. (alphabetical author order) (2021). Student Loan Debt Among LGBTQ People. The Williams Institute, UCLA and the Point Foundation, Los Angeles, CA..