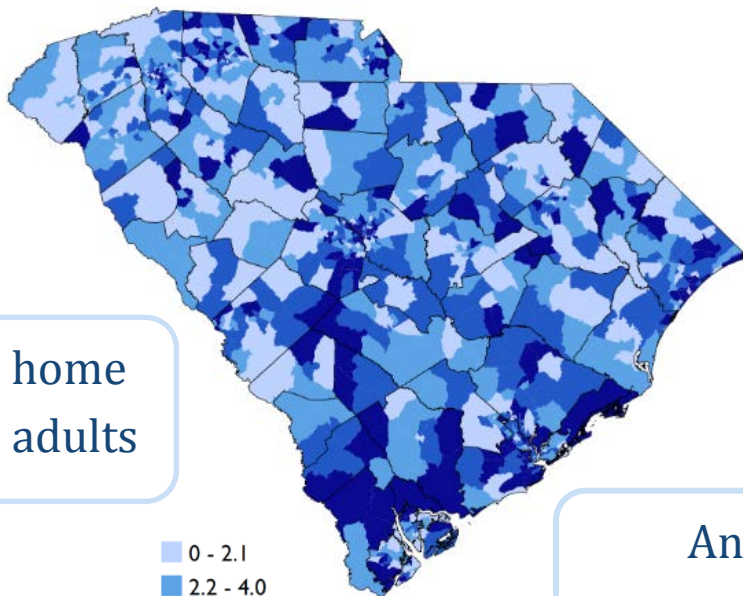



LGBT People in South Carolina



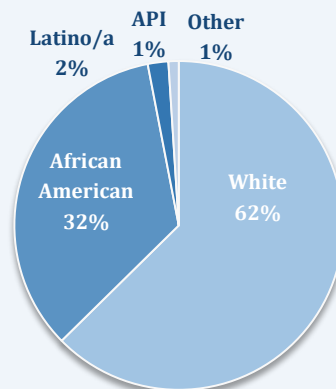
South Carolina is home to **107,000** LGBT adults



And **7,200** same-sex couples

Same-sex couples per 1,000 households in South Carolina

LGBT people in South Carolina are racially and ethnically diverse—
36% of LGBT individuals are people of color



28% of same-sex couples in South Carolina (2,000 couples) are raising children

7% of same-sex couples with children in South Carolina are raising adopted children, compared to 3% of different-sex couples

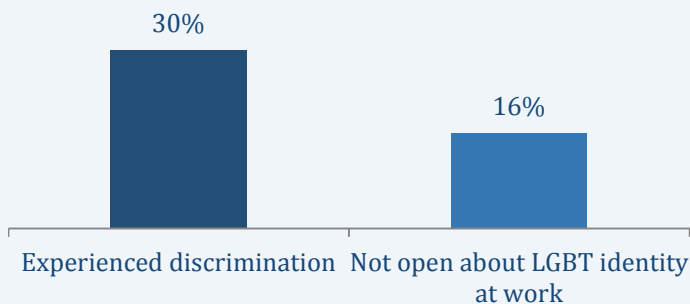
As a result of a court decision extending marriage equality, an estimated 3,600 same-sex couples in South Carolina will marry by the end of 2017

- *In total, wedding spending by these couples will add an estimated \$25 million to the state economy*
- *This economic boost would add \$1.8 million in sales tax revenue to state and local coffers*
- *It could also generate up to 250 full- and part-time jobs*



LGBT people in South Carolina experience discrimination because of their sexual orientation or gender identity

Workplace experiences reported by LGBT people in South Carolina



Polls have found that 81% of South Carolina residents think that LGBT people experience discrimination in the state

Only 2% of South Carolina's workforce is covered by local laws that protect workers from discrimination based on sexual orientation or gender identity

But, 75% of South Carolina residents support employment non-discrimination protections for LGBT people

Many transgender people in South Carolina face barriers to civic engagement



South Carolina has a strict voter photo ID law that can result in transgender voters being deterred from voting or harassed or turned away at the voting site

The law could affect 4,400 transgender voters in the state who do not have updated photo IDs

Connect with the Williams Institute: <http://williamsinstitute.law.ucla.edu/>