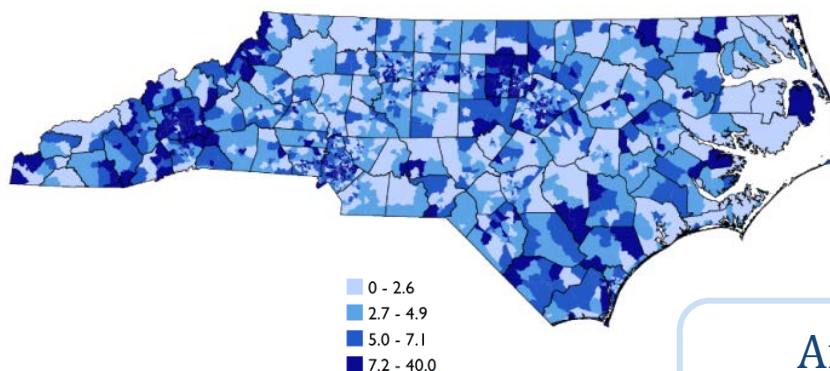


# LGBT People in North Carolina

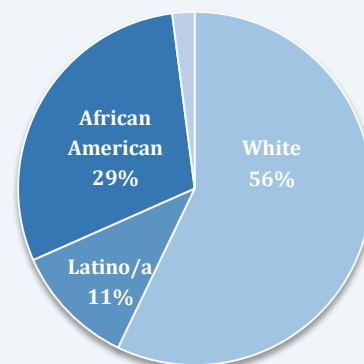
North Carolina is home to **250,000** LGBT adults



And **18,000** same-sex couples

*Same-sex couples per 1,000 households in North Carolina*

LGBT people in North Carolina are racially and ethnically diverse—  
29% are African American and 11% are Latino/a



18% of same-sex couples in North Carolina  
(3,400 couples) are raising children

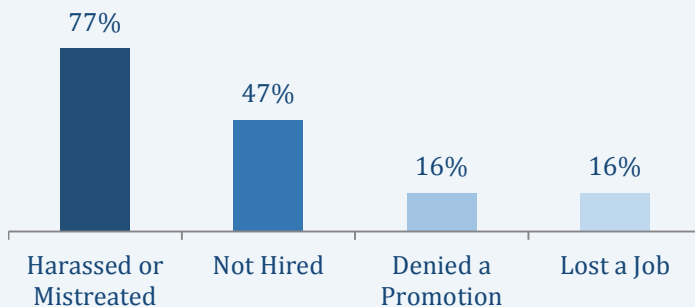
## As a result of a court decision extending marriage equality, an estimated 9,200 same-sex couples in North Carolina will marry by the end of 2017

- In total, wedding spending by these couples will add an estimated \$64 million to the state economy
- This economic boost would add \$4.4 million in sales tax revenue to state and local coffers
- It could also generate up to 600 full- and part-time jobs



### LGBT people in North Carolina experience discrimination because of their sexual orientation or gender identity

Discrimination experienced by transgender workers in North Carolina



Polls have found that 81% of North Carolina residents think that LGBT people experience discrimination in the state

### Only 2% North Carolina's workforce is covered by local laws that protect workers from discrimination based on sexual orientation or gender identity

But, 73% of North Carolina residents support employment non-discrimination protections for LGBT people

### Many transgender people in North Carolina face barriers to civic engagement



North Carolina has a strict voter photo ID law\* that can result in transgender voters being deterred from voting or harassed or turned away at the voting site

The law could affect 5,000 transgender voters in the state who do not have updated photo IDs

\* The voter ID law is currently being challenged in court but remains in effect

Connect with the Williams Institute: <http://williamsinstitute.law.ucla.edu/>