

NEW YORK | New York

New York-Newark-North New Jersey-Jersey City-Long Island



4.5%

LGBT Percentage of Population

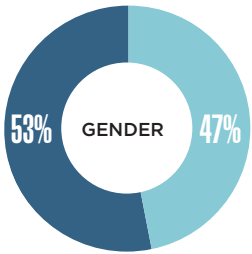
Male 53% Female 47%

Gender Ratio

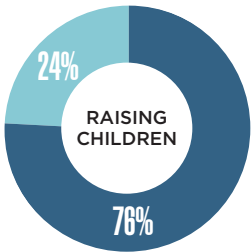
24%

Percentage with Children

CHARACTERISTICS OF LGBT PEOPLE ► NEW YORK METRO AREA



● Male
● Female



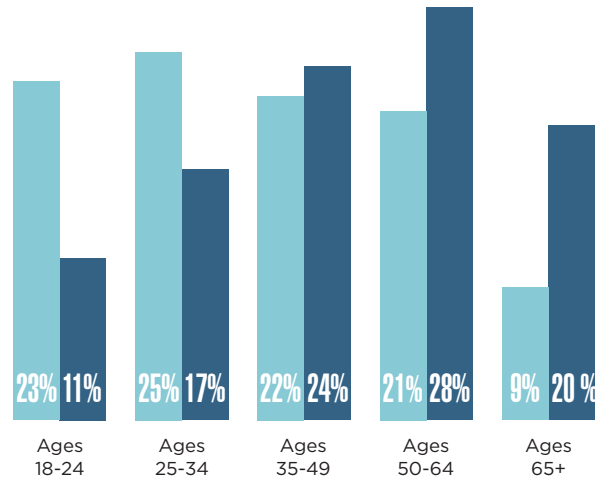
● Raising
● Not Raising

RACE/ETHNICITY



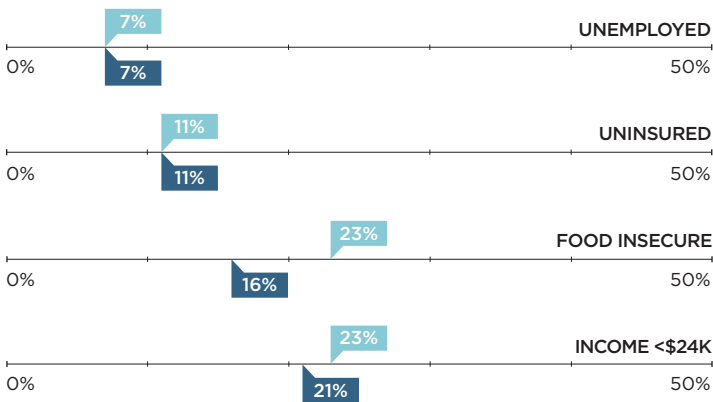
- American Indian 1%
- Native Hawaiian/Pacific Islander 1%
- More than 1 race 4%
- Asian 4%
- Black 13%
- Latino/a 26%
- White 51%

AGE DISTRIBUTION



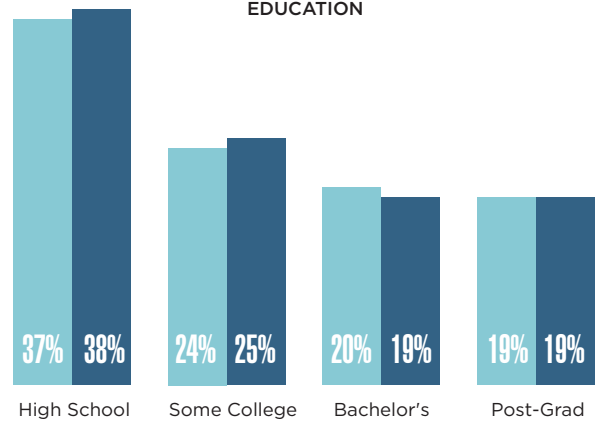
● LGBT (average age 39.6)
● Non-LGBT (average age 47.8)

SOCIOECONOMIC INDICATORS ► NEW YORK METRO AREA



● LGBT
● Non-LGBT

EDUCATION



● LGBT
● Non-LGBT

Analysis of data from Gallup Daily Tracking Survey. See bit.ly/MSAMethodology for methodology.