

CALIFORNIA | San Francisco

San Francisco-Oakland-Fremont-Hayward



6.7%

LGBT Percentage of Population

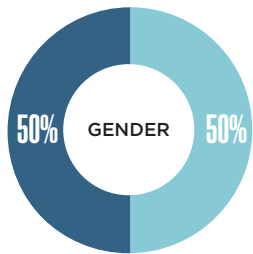
Male 50% Female 50%

Gender Ratio

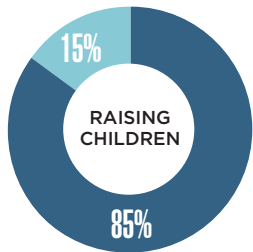
15%

Percentage with Children

CHARACTERISTICS OF LGBT PEOPLE ► SAN FRANCISCO METRO AREA



● Male
● Female



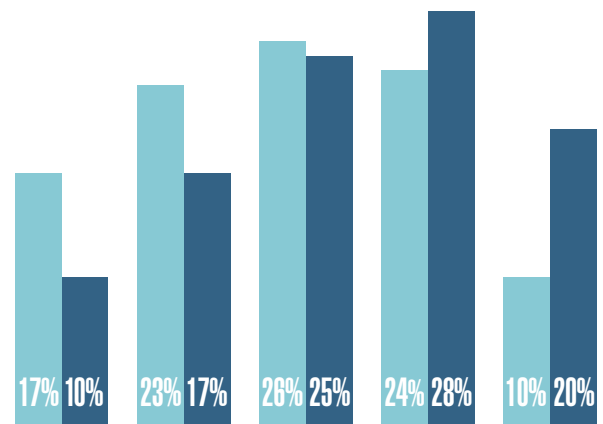
● Raising
● Not Raising

RACE/ETHNICITY



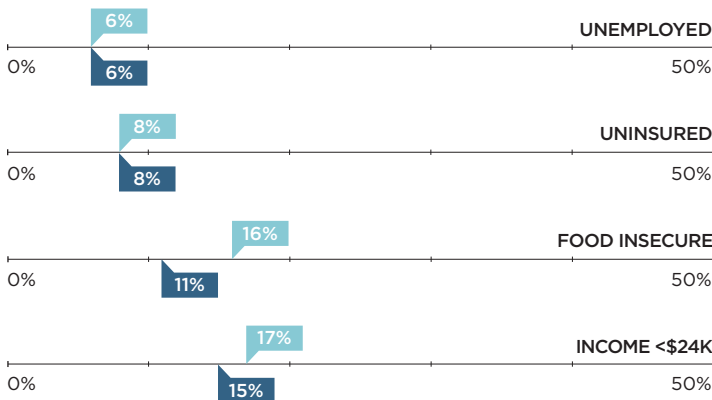
● All other races 2%
● Black 6%
● More than 1 race 7%
● Asian 7%
● Latino/a 17%
● White 62%

AGE DISTRIBUTION



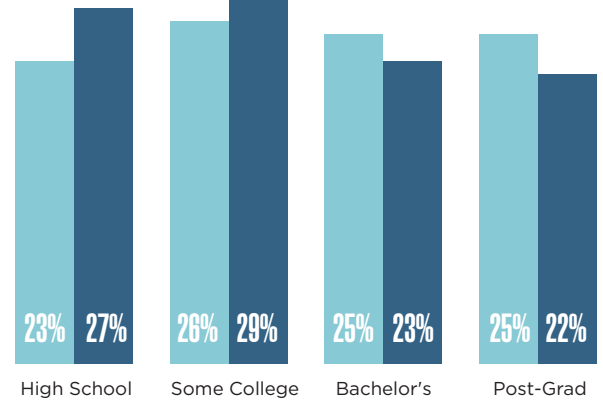
● LGBT (average age 41.7)
● Non-LGBT (average age 48)

SOCIOECONOMIC INDICATORS ► SAN FRANCISCO METRO AREA



● LGBT
● Non-LGBT

EDUCATION



● LGBT
● Non-LGBT

Analysis of data from Gallup Daily Tracking Survey. See bit.ly/MSAMethodology for methodology.