

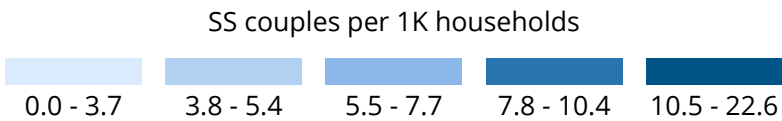
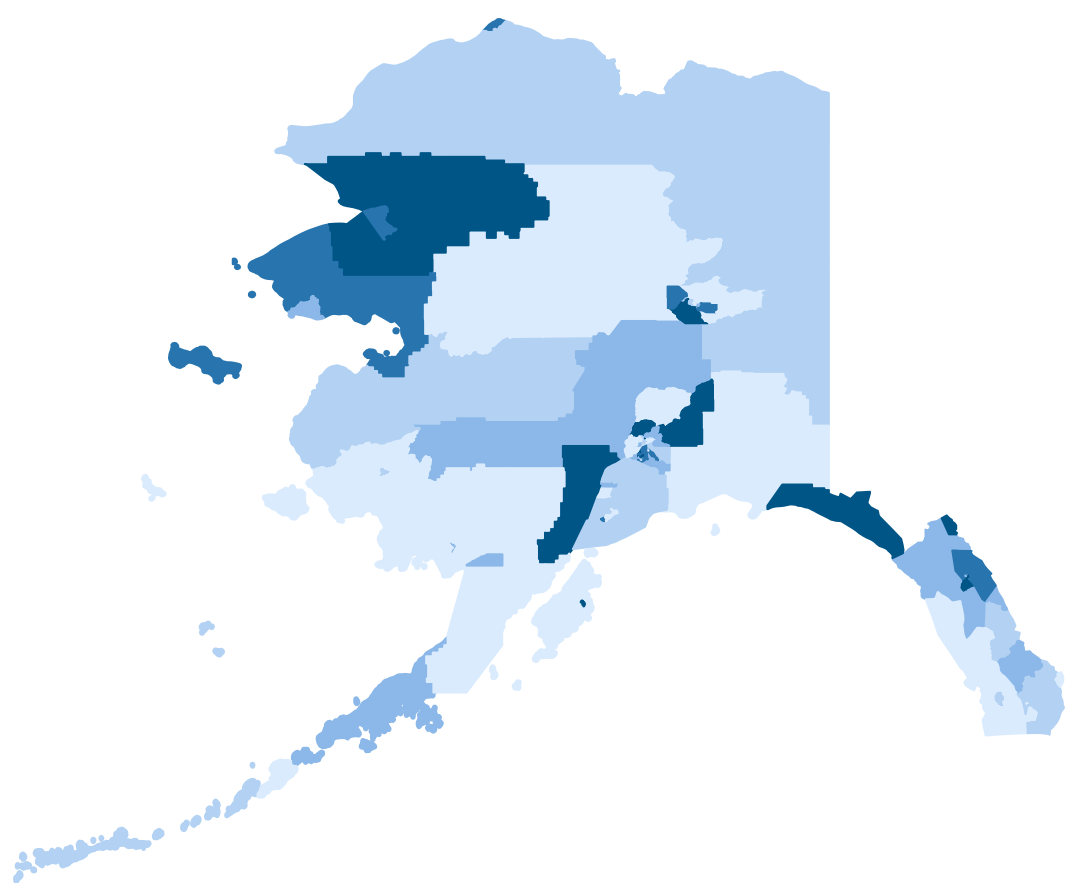


# ALASKA

## 2020 Census Snapshot

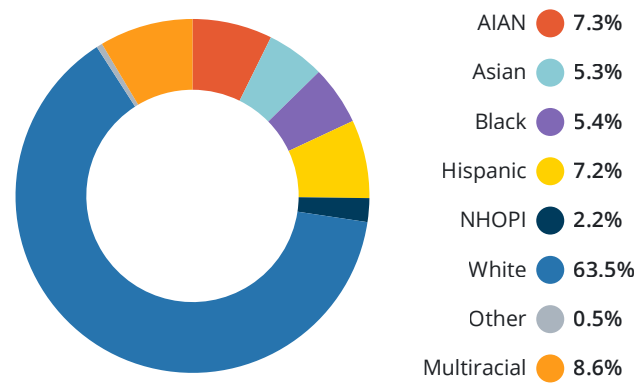
Total same-sex couples	SS couples per 1K households	% of SS couples who are married
2,024	7.52	61.1%

Population density of same-sex couples in Alaska by Census tract

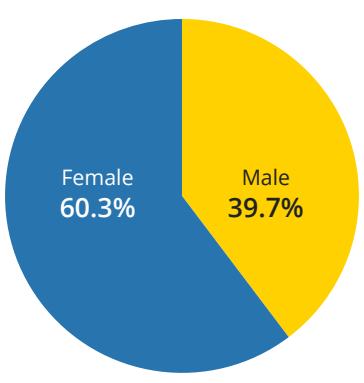


DEMOGRAPHIC CHARACTERISTICS

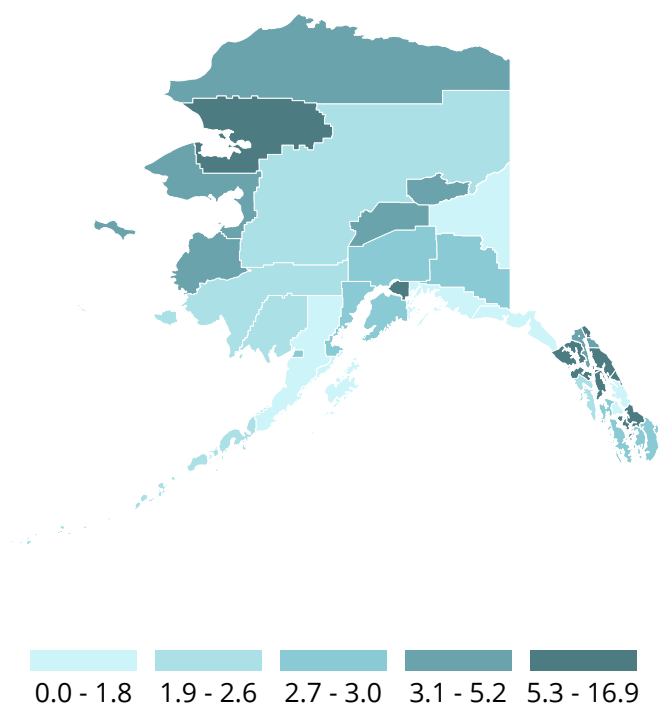
Race/ethnicity of same-sex couples (householder)



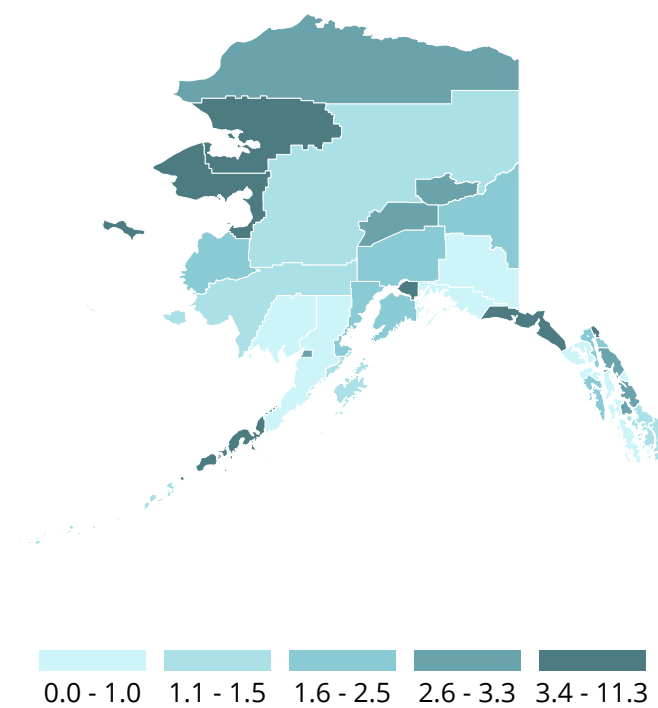
Gender of same-sex couples



Female SS couples per 1K households by county

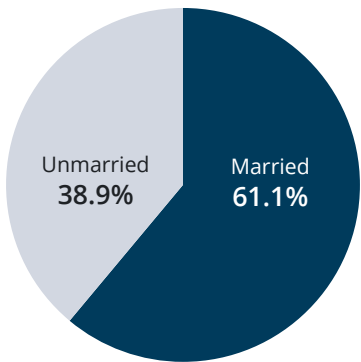


Male SS couples per 1K households by county

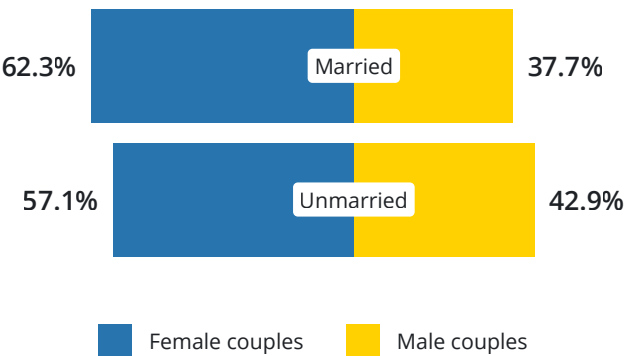


FAMILY CHARACTERISTICS

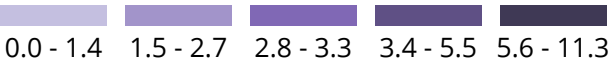
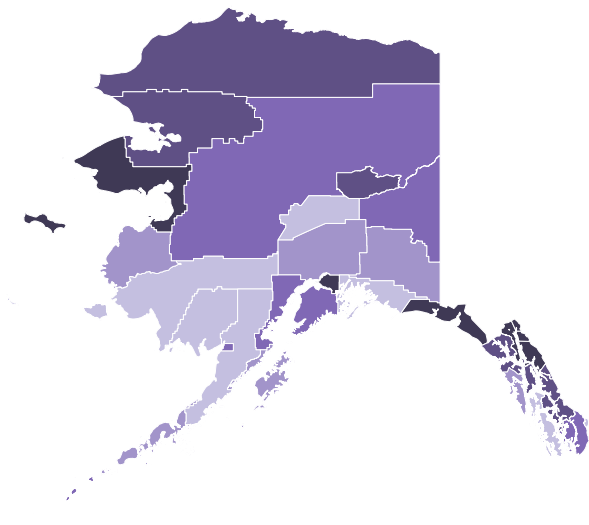
Marital status of same-sex couples



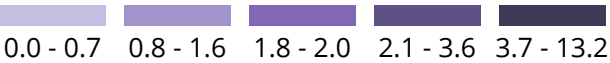
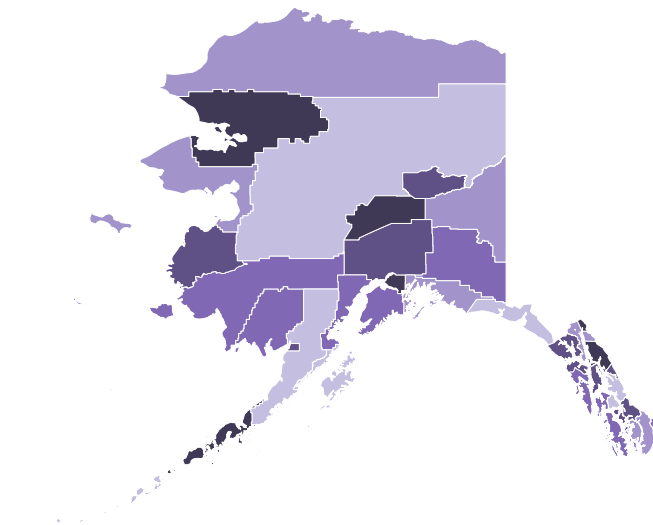
Gender of same-sex couples by marital status



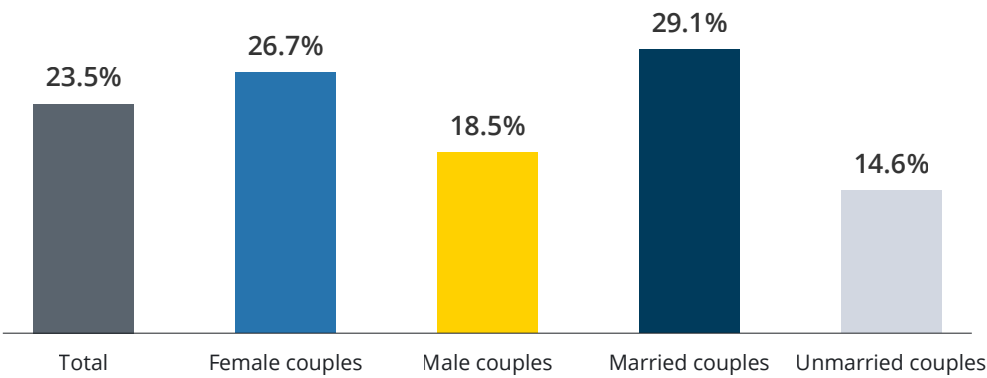
Married SS couples per 1K households by county



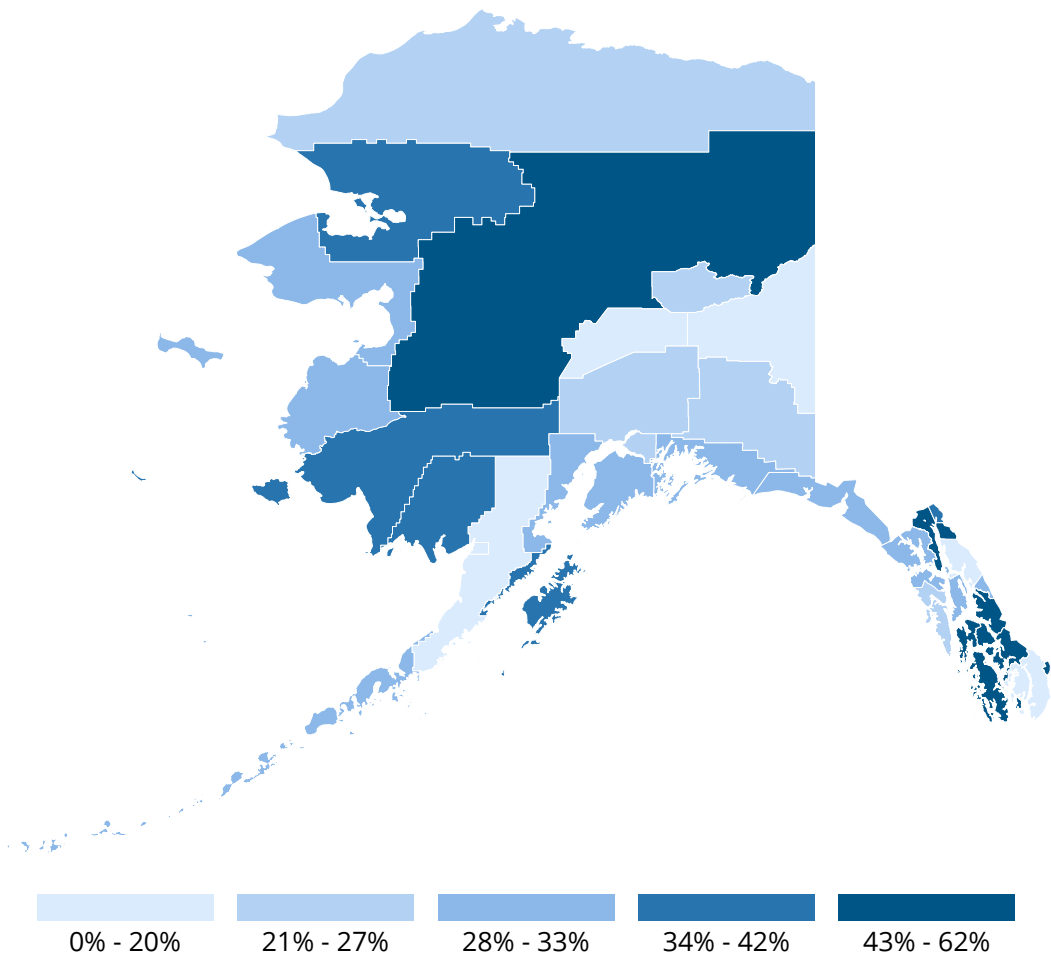
Unmarried SS couples per 1K households by county



Percent of same-sex couples raising own children



Percent of SS couples raising own children by county





## TABLES

Counties with 50+ same-sex couples ranked by SS per 1K households

STATE RANK	US RANK	COUNTY	SAME-SEX COUPLES	SS COUPLES PER 1K HH	SS FEMALE COUPLES	SS MALE COUPLES	% RAISING OWN CHILDREN
1	186	Juneau City and Borough	128	9.89	86	42	20%
2	189	Anchorage Municipality	1,080	9.88	617	463	21%
3	449	Fairbanks North Star Borough	279	7.64	184	95	24%
4	1,274	Matanuska-Susitna Borough	185	4.82	71	44	26%
5	1,276	Kenai Peninsula Borough	115	4.82	115	70	30%

Counties with &lt;50 same-sex couples

COUNTY	SAME-SEX COUPLES	SS COUPLES PER 1K HH	SS FEMALE COUPLES	SS MALE COUPLES	% RAISING OWN CHILDREN
Aleutians East Borough	3	6.21	1	2	33%
Aleutians West Census Area	3	3.33	2	1	33%
Bethel Census Area	17	3.47	10	7	35%
Bristol Bay Borough	2	5.60	1	1	0%
Chugach Census Area	6	2.15	5	1	33%
Copper River Census Area	4	3.53	3	1	25%
Denali Borough	5	6.68	3	2	20%
Dillingham Census Area	5	3.21	4	1	40%
Haines Borough	7	7.25	5	2	43%
Hoonah-Angoon Census Area	7	7.15	6	1	29%
Ketchikan Gateway Borough	23	4.2	15	8	13%
Kodiak Island Borough	13	2.82	7	6	38%
Kusilvak Census Area	10	5.15	6	4	30%
Lake and Peninsula Borough	0	0.00	0	0	0%
Nome Census Area	25	8.25	15	10	32%
North Slope Borough	15	6.85	9	6	27%
Northwest Arctic Borough	25	12.41	15	10	36%
Petersburg Borough	6	4.39	2	4	50%
Prince of Wales-Hyder Census Area	7	3.03	7	0	43%
Sitka City and Borough	14	4.09	7	7	21%
Skagway Municipality	12	22.6	9	3	42%
Southeast Fairbanks Census Area	10	4.09	4	6	0%
Wrangell City and Borough	7	7.50	6	1	43%
Yakutat City and Borough	3	11.32	0	3	33%
Yukon-Koyukuk Census Area	8	3.65	5	3	62%

Cities with 50+ same-sex couples ranked by SS per 1K households

STATE RANK	US RANK	CITY	SAME-SEX COUPLES	SS COUPLES PER 1K HH
1	996	Juneau	128	9.89
2	1,002	Anchorage	1,080	9.88
3	1,132	Fairbanks	112	9.44

## METHODOLOGY

---

Data was compiled using the US Census Bureau's state, county, city, and Census tract counts for same-sex couples found [here](#). In this analysis, the authors combined incorporated places, independent cities, and consolidated cities to create the "city" category. Geographies listed as "independent cities" (such as Richmond City, VA) are included in both the "county" and "city" designation in this analysis. "Independent cities" are cities that are outside the jurisdiction of any county and are recognized as "county equivalents" by the U.S. Census Bureau. They are assigned a Federal Information Processing Series (FIPS) code. Despite their equivalence to counties, they are also still recognized as cities (as they often have comparable populations to cities of similar geographic size). Independent cities are only located in Virginia, Maryland, Nevada, and Missouri.

The householder is the person, or one of the people, who primarily own or rent the house. Same-sex couples are identified in households where householder describes their relationship with another adult of the same sex as either a "husband/wife" or "unmarried partner". In addition, we utilized the 2020 Census Privacy Protected Microdata Files (PPMF) to identify the race/ethnicity of the householder and the presence of the householder's own child/children.

### Disclosure Avoidance Processes

In order to preserve the privacy of individuals in the PPMF data, 2020 Census utilized a differential privacy approach to inject noise into the data at smaller demographics and geographies, then conducted postprocessing steps to ensure that the noised data matched data in the public use tables. This top-down algorithm preserves data reliability at larger universe sizes while maintaining trust in data privacy. Due to the disclosure avoidance process, use caution when interpreting findings from smaller geographies or populations.

We include all values at the national, state, county, city, and Census tract levels. When ranking counties and cities by the number of same sex couples per 1,000 households, the authors only ranked counties with 50 or more same-sex couples. Cities with fewer than 50 same-sex couples were not listed. For our full methodology note, see [here](#).

## AUTHORS

---

Jody L. Herman, Ph.D., is the Reid Rasmussen Senior Scholar of Public Policy at the Williams Institute.

Raksha Kopparam is a Research Data Analyst at the Williams Institute.

## ACKNOWLEDGEMENTS

---

The authors thank Kris Bicknell and Rachel Dowd for design and production of the 2020 Census Snapshots and the data interactive. The authors thank Lindsay Mahowald for data production and Neko Castleberry, Kim Chatham, and Nicholas Levie for thorough reviews. Finally, the authors thank Gary J. Gates, whose groundbreaking work with the Decennial Census serves as the foundation for this series of reports.

### ABOUT THE WILLIAMS INSTITUTE

The Williams Institute is dedicated to conducting rigorous, independent research on sexual orientation and gender identity law and public policy. A think tank at UCLA Law, the Williams Institute produces high-quality research with real-world relevance and disseminates it to judges, legislators, policymakers, media, and the public. These studies can be accessed at the Williams Institute website.

### FOR MORE INFORMATION

The Williams Institute, UCLA School of Law  
(310) 267-4382  
[williamsinstitute@law.ucla.edu](mailto:williamsinstitute@law.ucla.edu)  
[williamsinstitute.law.ucla.edu](http://williamsinstitute.law.ucla.edu)

RESEARCH THAT MATTERS

