

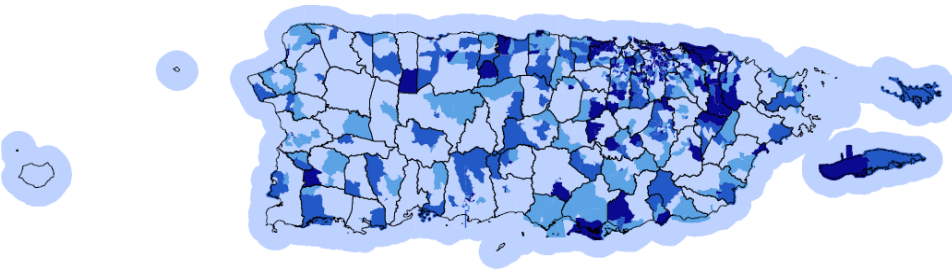


Same-sex couples **6,614**

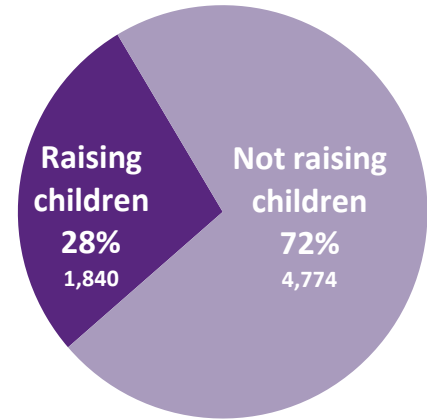
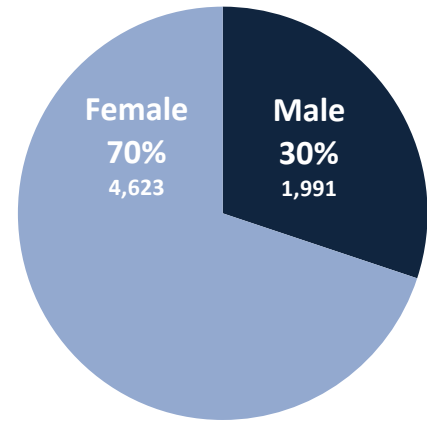

**Same-sex couples per
1,000 households** **4.8**

**Same-sex couples per 1,000 households
by census tract (adjusted)**

**Proportions of same-sex couples
by sex and child-rearing (adjusted)**



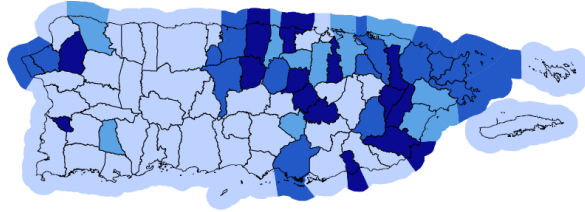
0 40 Miles




**Top five municipio and cities among those with more than 50 same-sex couples
ranked by same-sex couples per 1,000 households**

Municipio	Same-sex couples (adjusted)	Same-sex couples per 1,000 households (adjusted)	City	Same-sex couples (adjusted)	Same-sex couples per 1,000 households (adjusted)
San Juan	1,327	8.03	San Juan	1,311	8.17
Canovanas	119	7.15	Cataño	70	6.89
Catano	70	6.89	Guaynabo	189	6.42
Guaynabo	247	6.59	Carolina	374	6.14
Carolina	400	5.96	Vega Baja	55	5.79

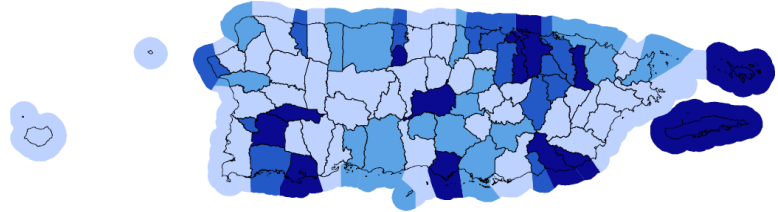
Same-sex female couples per 1,000 households by county (adjusted)




0 40 Miles



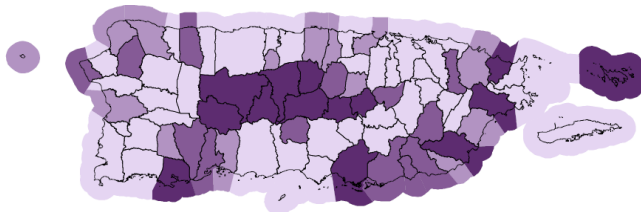
Same-sex male couples per 1,000 households by county (adjusted)



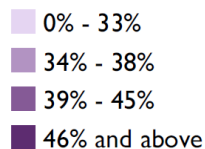
0 40 Miles



Percent of same-sex couples raising children by county (adjusted)



0 40 Miles



Data and methodology

Data are compiled from PCT 15, Census 2010 SF-1. Same-sex couples are identified in households where Person 1 describes his or her relationship with another adult of the same sex as either a “husband/wife” or “unmarried partner”.

The reported number of same-sex couples in the state and the associated figure for same-sex couples per 1,000 households are based on official Census tabulations.

Adjusted data

All other data used in the report are adjusted figures and do not represent official Census Bureau tabulations. The adjustment procedure accounts for the likelihood that a small portion of different-sex married couples miscode the sex of a spouse and are incorrectly counted as a same-sex couple. It also takes into account the possibility that some same-sex couples may not be counted in Census tabulations due to concerns about confidentiality or because neither partner was Person 1 in the household.

Go [here](#) for a complete description of the adjustment procedure.

About the authors

Gary J. Gates, PhD is the Williams Distinguished Scholar at the Williams Institute, UCLA School of Law.

Abigail M. Cooke is a PhD candidate in the Department of Geography at UCLA and is affiliated with the California Center for Population Research.

For more information

The Williams Institute, UCLA School of Law, (310) 267-4382
www.law.ucla.edu/williamsinstitute