

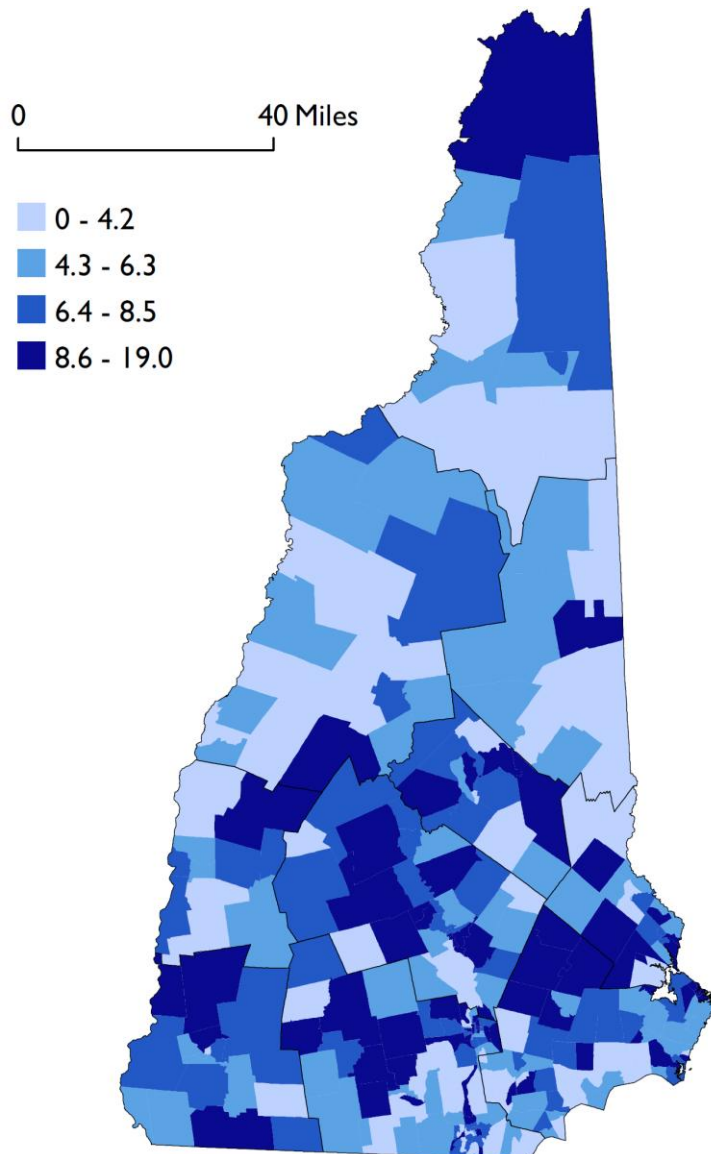


---

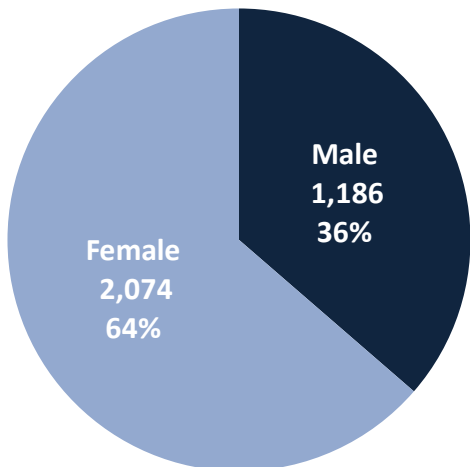
<b>Same-sex couples</b>	<b>3,260</b>	<b>Same-sex couples per 1,000 households</b>	<b>6.3</b>
<b>Husband/wife</b>	<b>1,016</b>	<b>Same-sex “husband/wife” couples per 1,000 “husband/wife” couples</b>	<b>3.7</b>
<b>Unmarried partner</b>	<b>2,244</b>	<b>Same-sex “unmarried partner” couples per 1,000 “unmarried partner” couples</b>	<b>55.3</b>

---

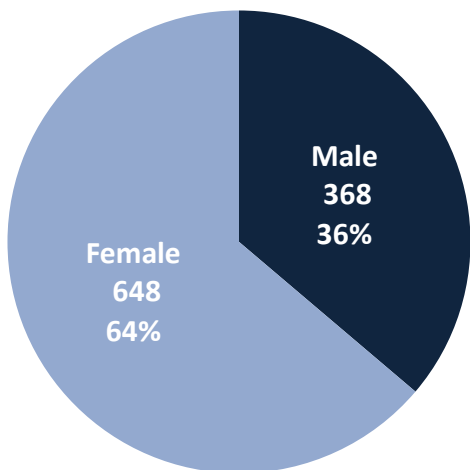
**Same-sex couples per 1,000 households  
by Census tract (adjusted)**



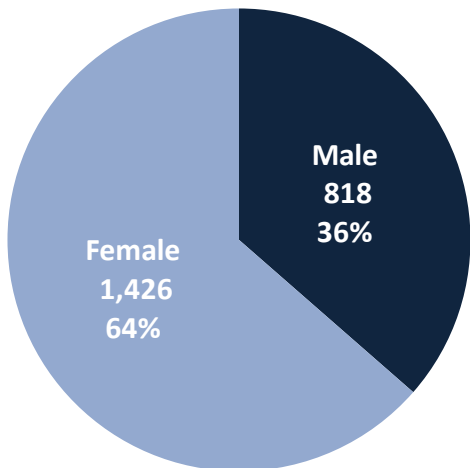
**All Same-sex Couples**



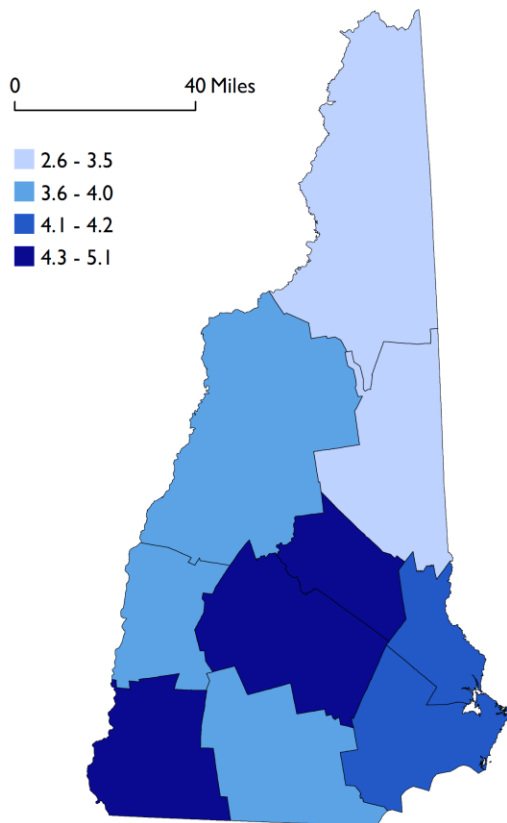
**Same-sex couples who identify as spouses**



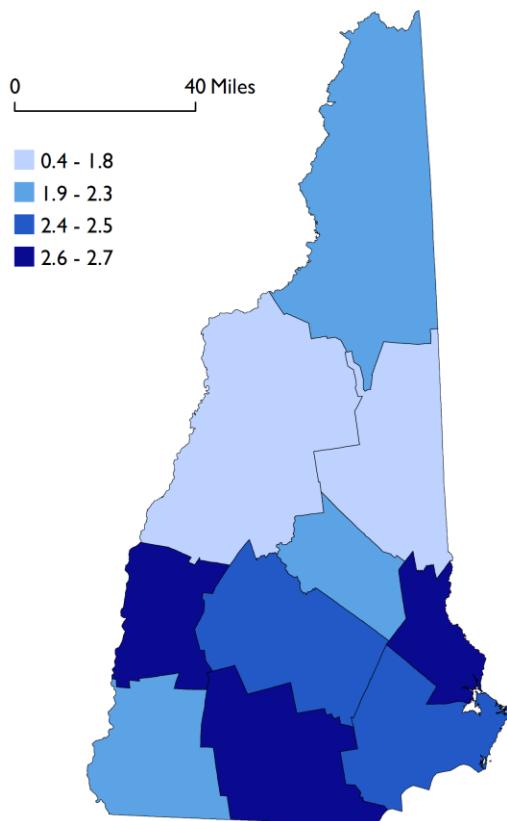
**Same-sex couples who identify as unmarried partners**



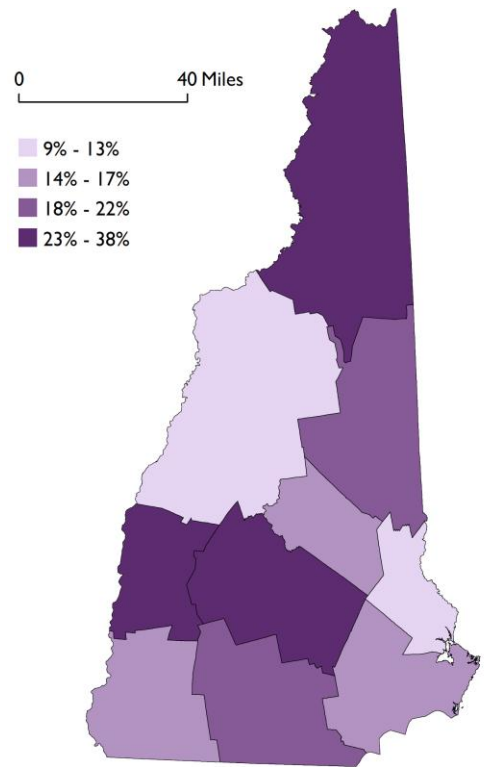
**Same-sex female couples per 1,000 households by county (adjusted)**



**Same-sex male couples per 1,000 households by county (adjusted)**

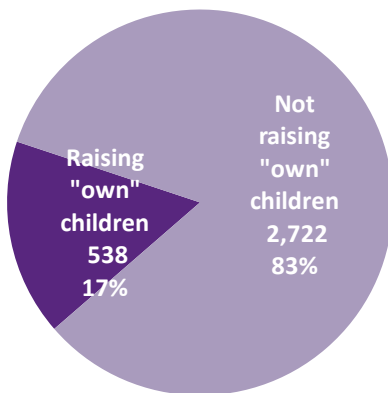


## Percent of same-sex couples raising “own” children by county (adjusted)

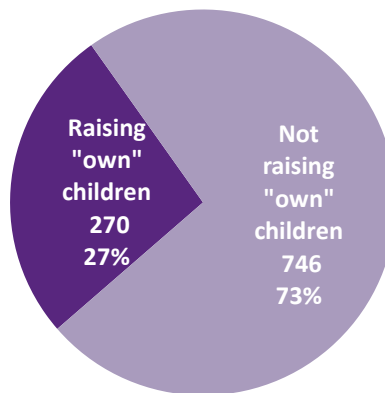


\*“Own” children are never-married children under 18 who are sons or daughters of one partner or spouse (Person 1) by birth, marriage (stepchild), or adoption.

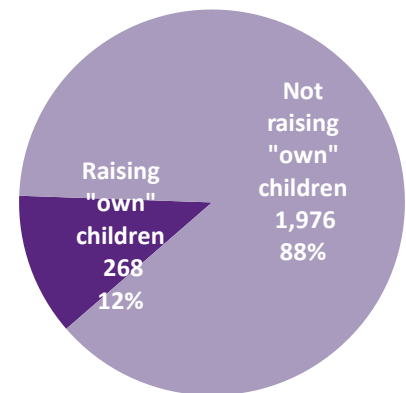
All Same-sex Couples



Same-sex couples who identify as spouses



Same-sex couples who identify as unmarried partners



### Data and methodology

Data are compiled using the US Census Bureau’s state-level preferred estimates for same-sex couples found [here](#). Same-sex couples are identified in households where Person 1 describes his or her relationship with another adult of the same sex as either a “husband/wife” or “unmarried partner”. The Census Bureau preferred estimates adjust original Census tabulations reported in the Census 2010 SF-1, PCT15 to account for the likelihood that a small portion of different-sex couples miscode the sex of a spouse or partner and are incorrectly counted as a same-sex couple.

#### Adjusted data

The Census Bureau only released preferred estimates for states. County, city, and tract data used in this report are adjusted by the authors and do not represent official Census Bureau tabulations. Like the Census Bureau preferred estimates, the adjustment procedure accounts for the likelihood that a small portion of different-sex couples miscode the sex of a spouse or partner and are incorrectly counted as a same-sex couple.

#### Undercount

The adjusted figures do not take into account the possibility that some same-sex couples may not be counted in Census tabulations due to concerns about confidentiality or because neither partner was Person 1 in the household.

Go [here](#) for a complete description of the adjustment procedure.

**Counties with 50+ same-sex couples ranked by same-sex couples per 1,000 households**

State rank	US rank among 1,142 counties with 50+ same-sex couples	County	Same-sex couples (adjusted)	Same-sex couples per 1,000 households (adjusted)	Same-sex male couples (adjusted)	Same-sex female couples (adjusted)	% Raising "own" children among same-sex couples (adjusted)
1	109	Cheshire	222	7.36	68	154	13%
2	117	Merrimack	406	7.11	133	273	22%
3	136	Rockingham	765	6.65	281	484	14%
4	147	Strafford	305	6.47	116	189	12%
5	156	Belknap	157	6.35	53	104	15%
6	160	Hillsborough	983	6.33	408	575	17%
7	186	Sullivan	112	6.17	48	64	38%
8	382	Grafton	174	4.85	35	140	9%
9	468	Coos	63	4.47	26	37	26%
10	834	Carroll	71	3.39	9	62	21%

**Cities with 50+ same-sex couples  
ranked by same-sex couples per 1,000 households**

State rank	US rank among 1,415 cities with 50+ same-sex couples	City	Same-sex couples (adjusted)	Same-sex couples per 1,000 households (adjusted)
1	173	Portsmouth	104	10.43
2	344	Manchester	360	7.86
3	366	Concord	135	7.67
4	384	Dover	97	7.56
5	540	Derry	58	6.63
6	613	Nashua	219	6.25
7	666	Keene	54	6.01
8	917	Rochester	61	4.90

**About the authors**

**Gary J. Gates, PhD** is the Williams Distinguished Scholar at the Williams Institute, UCLA School of Law.

**Abigail M. Cooke** is a PhD candidate in the Department of Geography at UCLA and is affiliated with the California Center for Population Research.

**Acknowledgments**

The authors thank Williams Institute Fellows Angeliki Kastanis, Laura Durso, and Christy Mallory for assistance with the Snapshots.

**For more information**

The Williams Institute, UCLA School of Law, (310) 267-4382

<http://williamsinstitute.law.ucla.edu/>