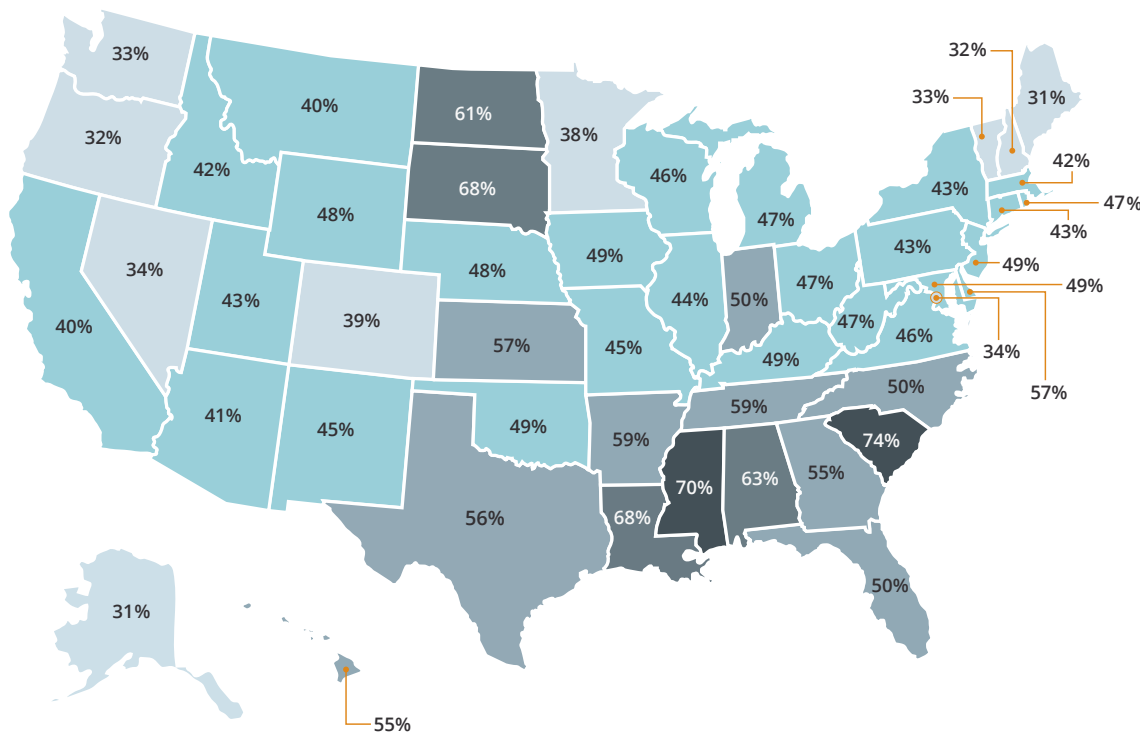


The Williams Institute

RESEARCH THAT MATTERS

We believe in data. At a time when perspective often poses as evidence, the Williams Institute remains committed to rigorous, independent research on sexual orientation and gender identity. For 19 years, we have supplied policymakers with facts that illuminate the impact of law and policy on the lives of LGBT people. 2020 was no different. In a year dominated by a global pandemic, increased attention to racial injustice, and an unprecedented presidential election, the Williams Institute provided data to inform real-world solutions. Take a look at some of our most groundbreaking findings from the past year.

RELIGIOUS LGBT ADULTS BY STATE



5.3

MILLION LGBT ADULTS IN THE US ARE RELIGIOUS

54%

OF LGBT ADULTS IN THE SOUTH ARE RELIGIOUS

2020

Data in Review

January

► A bipartisan group of U.S. Senators introduce a bill that would strengthen enforcement of the federal hate crimes law.

March

► The World Health Organization declares COVID-19 a global pandemic. By the end of the year, more than 215 countries around the world would be affected by the virus.

May


► The killing of George Floyd by Minneapolis police officers reignited a wave of Black Lives Matter protests demanding an end to police brutality and structural racism in the U.S.

VIOLENCE


► LBT women are

5X

more likely than non-LBT women to experience violent victimization.



► Nearly 4 times as many LGBT people than non-LGBT people experienced violent victimization in their lifetimes.



► LGBT people are about 6 times more likely to undergo violence by someone they know well.

*per 1,000 persons

Source: bit.ly/sgmviolence

VULNERABILITY

► Older adults, those with underlying medical conditions, and people with economic and social vulnerabilities face greater risk of serious illness, isolation, and financial insecurity.



217,000

TRANSGENDER ADULTS in the U.S. are age 65+

137,600

TRANSGENDER ADULTS do not have health insurance

319,000

TRANSGENDER ADULTS have certain underlying conditions that make them vulnerable

TRANSGENDER ADULTS BEFORE THE PANDEMIC

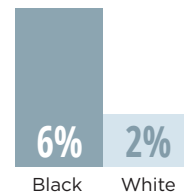
UNEMPLOYED	139,700
LIVE 200% BELOW FPL	667,100
LIVE ALONE	294,800
FACED IPV*	361,400

*Intimate Partner Violence

Source: bit.ly/transcovidhealth

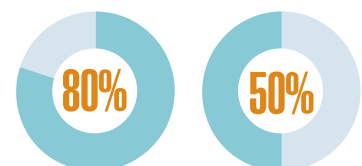
RACIAL INEQUITY

HOMELESSNESS



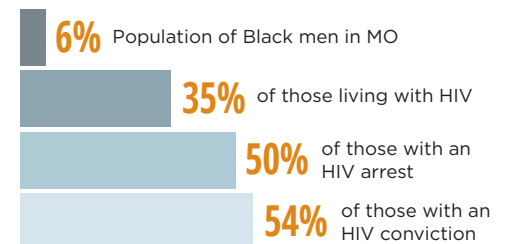
► Black LGB people experienced recent homelessness at disproportionately higher rates than White LGB people.

CHILDHOOD POVERTY



► 80% of LGBTQ American Indian, Black, and Latinx adults with low incomes reported childhood poverty, compared to 50% of White and Asian Pacific Islander respondents.

HIV CRIMINALIZATION



► Black men are disproportionately impacted by HIV disease and the enforcement of HIV criminal laws in Missouri.

Sources: bit.ly/homelessLGBT, bit.ly/PathwaysLGBTQ, bit.ly/HIVCrimMO

June

► Five years ago, the U.S. Supreme Court issued its landmark decision in *Obergefell v. Hodges*, extending marriage equality nationwide.

► The U.S. Supreme Court rules that employment discrimination based on sexual orientation and gender identity are forms of sex discrimination prohibited by Title VII.

► The U.S. Supreme Court overturns the Trump administration's termination of the Deferred Action for Childhood Arrivals (DACA) program.

MARRIAGE



293,000

SAME-SEX COUPLES have married since the *Obergefell* decision

\$3.8 BILLION



► Wedding spending by these couples and their out-of-state guests has boosted state and local economies.

Source: bit.ly/ImpactSSMarriage

DISCRIMINATION



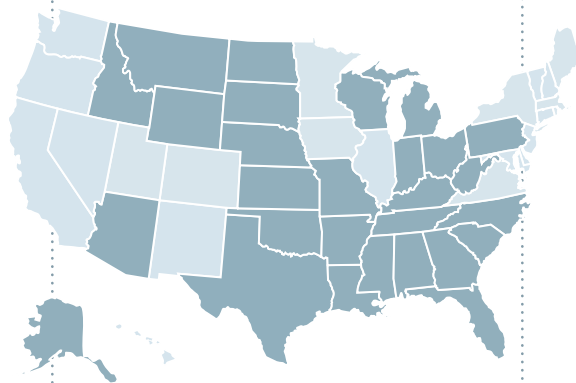
8.1 million

LGBT PEOPLE AGE 16+ ARE PART OF THE US WORKFORCE



3.9 million

of them live in states without protections from employment discrimination based on sexual orientation and gender identity



- State law expressly includes sexual orientation and gender identity
- Partial or no sexual orientation and gender identity protection

Source: bit.ly/StateLGBTpop

DACA

TOP FIVE STATES WITH LGBT DACA RECIPIENTS

39,000 ► California



11,000 ► Texas



6,000 ► New York



2,000 ► Florida



2,000 ► Illinois



81,000

LGBT DREAMERS IN THE US

39,000

HAVE PARTICIPATED IN DACA

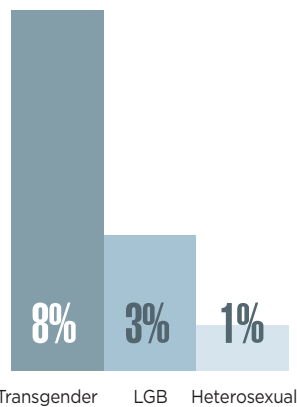
Source: bit.ly/LGBTDreamers

July

► The U.S. Department of Housing and Urban Development announces its intention to roll back existing protections from gender identity discrimination in housing facilities.

DISCRIMINATION

HOMELESSNESS IN THE PAST YEAR

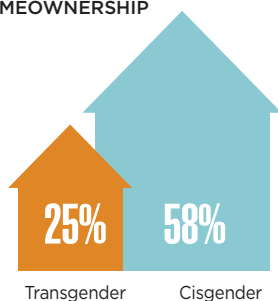


► A higher proportion of transgender people reported homelessness in the past year compared to both LGB and heterosexual people.



► Nearly one in three transgender people live in poverty.

HOMEOWNERSHIP



► Homeownership is particularly low among transgender people.

Sources: bit.ly/homelessLGBT
bit.ly/LGBThomeowner

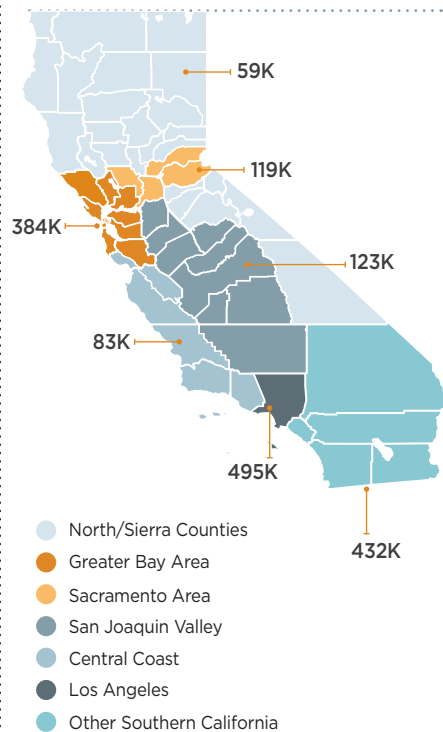
September

► California Governor Gavin Newsom signs a bill requiring tracking of communicable diseases—including COVID-19—to include information on sexual orientation and gender identity.

HEALTH



LGBT ADULTS IN THE US LIVE IN CALIFORNIA



Source: bit.ly/covidLGBTCA

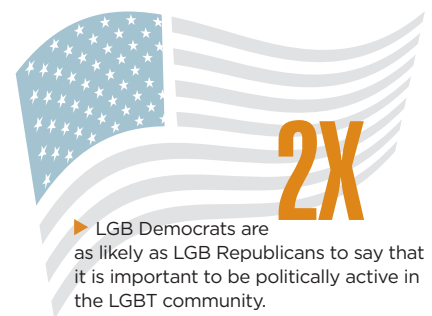
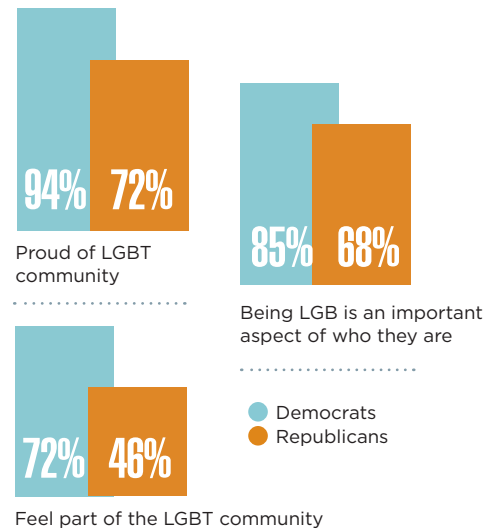
November

► A record 574 openly LGBTQ candidates appear on 2020 general election ballots throughout the U.S.



9 million

LGBT ADULTS ARE REGISTERED TO VOTE



Source: bit.ly/LGBdemrep